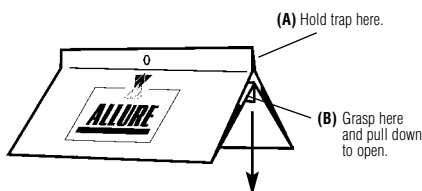


PRESCRIPTION TREATMENT® brand

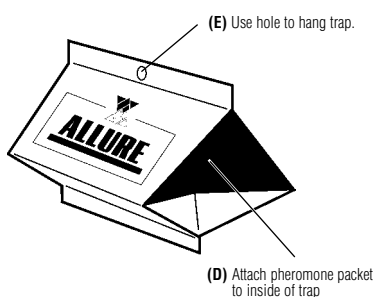
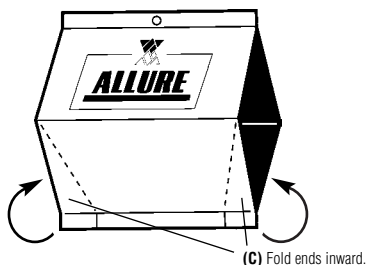
ALLURE®

PT® 4 Moth Trap

ALLURE PT 4 Moth Trap Assembly Instructions:



1. Grasp top (A) and bottom (B) of trap and pull apart.
2. Then fold perforated ends (C) inward to hold the trap in three dimensional shape as shown. (See illustration.)
3. Peel off paper covering adhesive on back of pheromone packet. Avoid touching packet membrane surface with fingers. Place the pheromone packet inside the top of the trap (D).
4. Using hole on top of trap (E), hang in appropriate locations with wire or string.



Indian Meal Moth

Plodia interpunctella (Hubner)



(Lure attracts several related species: Almond Moth, Mediterranean Flour Moth, Raisin Moth, Tobacco Moth.)

COMMODITIES ATTACKED:

Whole wheat or graham flour, cornmeal, shelled or ear corn, broken grain and grain products, dried fruits, seeds, crackers, biscuits, nuts, powdered milk, chocolate, candy, red peppers, dog food, tobacco and cocoa beans.

GEOGRAPHIC RANGE:

Worldwide

IDENTIFICATION:

Adult - All have narrow forewings and broad hind wings and labial palps which project forward forming a snout. Indian Meal Moths are $\frac{3}{8}$ " to $\frac{1}{2}$ " (10-13 mm) long with a wingspan of $\frac{3}{8}$ " to $\frac{3}{4}$ " (16-20 mm). Forewings are silver-grey, with outer two-thirds coppery brown; hind wings are dirty white. Other species are similar in appearance with grey mottled wings.

Larvae - Larvae of the different species are hard to distinguish, appearing dirty white; but may be yellow, pink, brown or greenish depending on the food source.

LURE DURATION:

16 weeks

RECOMMENDED TRAP:

ALLURE PT 4 Moth Trap
ALLURE LP Pheromone Trap

Trap Placement and Use:

For monitoring, evenly space traps in a grid system. Use one trap per 30,000 cubic feet. Hang in appropriate locations with wire or string. Record trap counts on the Whitmire Micro-Gen ALLURE® Monitoring Record form.

To find infestations within the facility, move traps from uninfested areas to the area where moths have been captured, increasing trap density to as much as one trap per 9,000 cubic feet. Close inspection in the area of maximum trap catch should reveal the infestation source.

Mass trapping can be accomplished with trap densities of one or more traps per 3,000 cubic feet, depending on the size of the moth population. Inspect traps weekly and remove insects and debris. Replace trap if insects, dust, or debris reduce stickiness. The pheromone lure lasts 16 weeks and can be removed and used on new traps.

Obtain further information and local recommendations from your state Agricultural Extension Service, local pest control company, or a consulting entomologist.

Note: To prolong storage life of the pheromone packet, refrigerate or freeze. Use tweezers or rubber gloves in handling to avoid contaminating packets when different ALLURE products are being used. Do not damage the lure membrane by stapling, pinning or nailing the packet to the trap.



WHITMIRE MICRO-GEN
RESEARCH LABORATORIES, INC.
800-777-8570